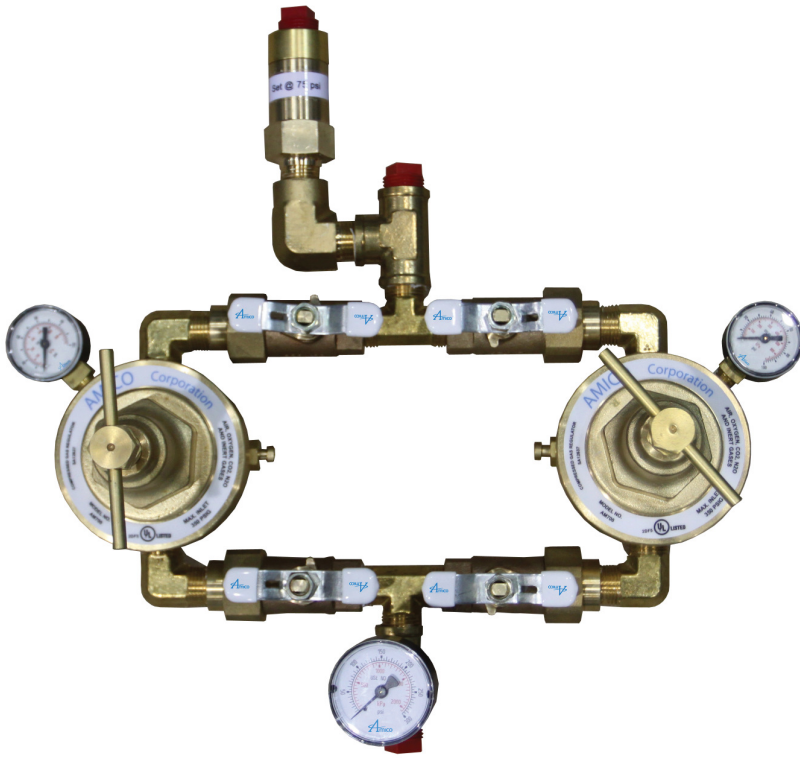
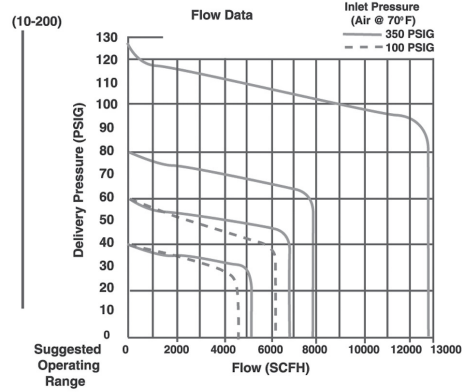


Dual Line Regulating Station 1/2" NFPA Version

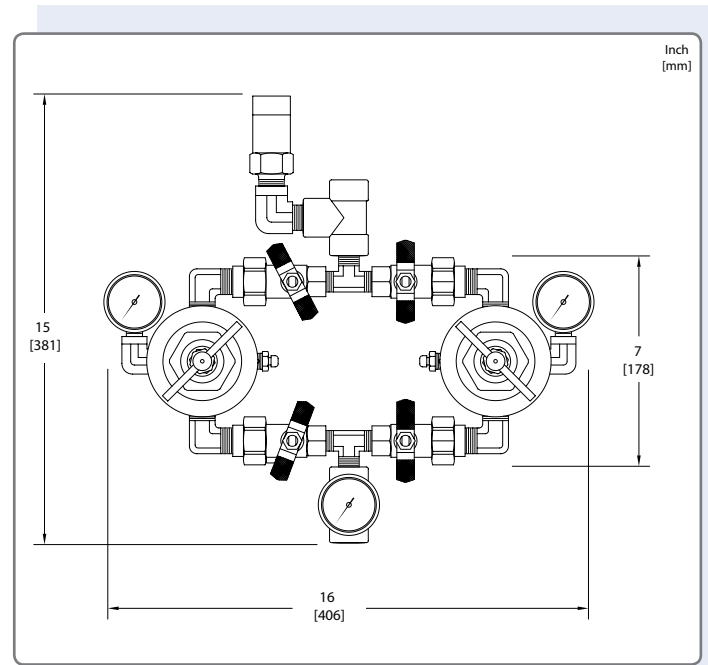


Flow Chart



NOTE: Dimensions are approximate.

- 1/2" NPT Threads
- 1/2" Isolation Valves
- L 700 Regulator
- Bleed Valve
- Pressure Gauge
- 1/2" Relief Valve Included
- Union (not supplied)



Model Number

M-DLRS-NFPA-05 = 1/2"

M-DLRS-NFPA-05HP = 1/2" For High Pressure

NOTE:

Nitrogen requires a 300 psi Pressure Gauge and all other gases require 100 psi. The 1/2" dual line could be adapted to 1", 2" or 3" supply line by the way of adaptors used at the in-let and out-let. (adaptors supplied by others)