

Master Alarm Microprocessor Based



Features:

- Microprocessor based with an individual microprocessor on each module
- A green LED indicator for normal and a red LED indicator for abnormal conditions
- Up to 60 functions in a standard configuration
- LED Alarm lights utilized for long life
- Area Alarm Modules can be intermixed with Master Alarm Modules
- Maintenance mode for ease of trouble shooting
- Self diagnostic circuitry for added reliability
- Modules can be upgraded in the field to interface to a building management system or slave alarm
- Alarm buzzer in excess of 90 decibels
- All modules to be mounted on a hinged frame for easy accessibility
- Last alarm flashes, acknowledged alarm shows continuous RED signal
- Repeat alarm adjustable 1, 12, 24 hours or off
- Dry contacts for remote monitoring of high and low alarms and the distance between the master module and source equipment can be up to 10,000 ft. (3,000 m)

General Specifications:

The Master Alarm system shall be an Amico Alert-2 series, complete with a five-year warranty.

Each module shall be microprocessor based and field adjustable. Each signal contains a green LED indicator for normal and a red LED indicator for abnormal conditions. When a fault occurs, the green LED turns off and the red LED illuminates, and the audible alarm sounds. The red LED flashes until the front panel alarm mute button is pressed. After the alarm mute button is pressed, the red LED remains illuminated but does not flash. The red indicator automatically turns off and the green LED illuminates when the fault is corrected. A repeat alarm function shall, when enabled, be capable of turning on the buzzer again, after a preset time, if the fault condition has not been rectified.

A maintenance mode shall, when enabled, latch the alarms, requiring a reset after the alarm condition has been rectified. This is to assist in tracking down wiring problems or faulty field devices. The master alarm shall identify the last alarm condition by flashing, while the already acknowledged alarm shows a continuous red signal.

A repeat alarm function shall, when enabled, be capable of turning on the buzzer again, after a preset time, if the fault condition has not been rectified.

Each module shall handle 10 functions and up to 6 modules can be accommodated per standard box for a total of 60 functions. Master alarms shall be modular in construction and shall be capable of adding extra modules in the field.

The Alarm system shall be a closed circuit self monitoring type. A green "POWER" light shall provide indication that the unit is energized. In addition "TEST" and "ALARM MUTE" buttons shall be easily accessible to operate and test the unit.

Every module shall be field upgradable to allow for interfacing to a building management system with the addition of an add-on circuit board which plugs into the master module.

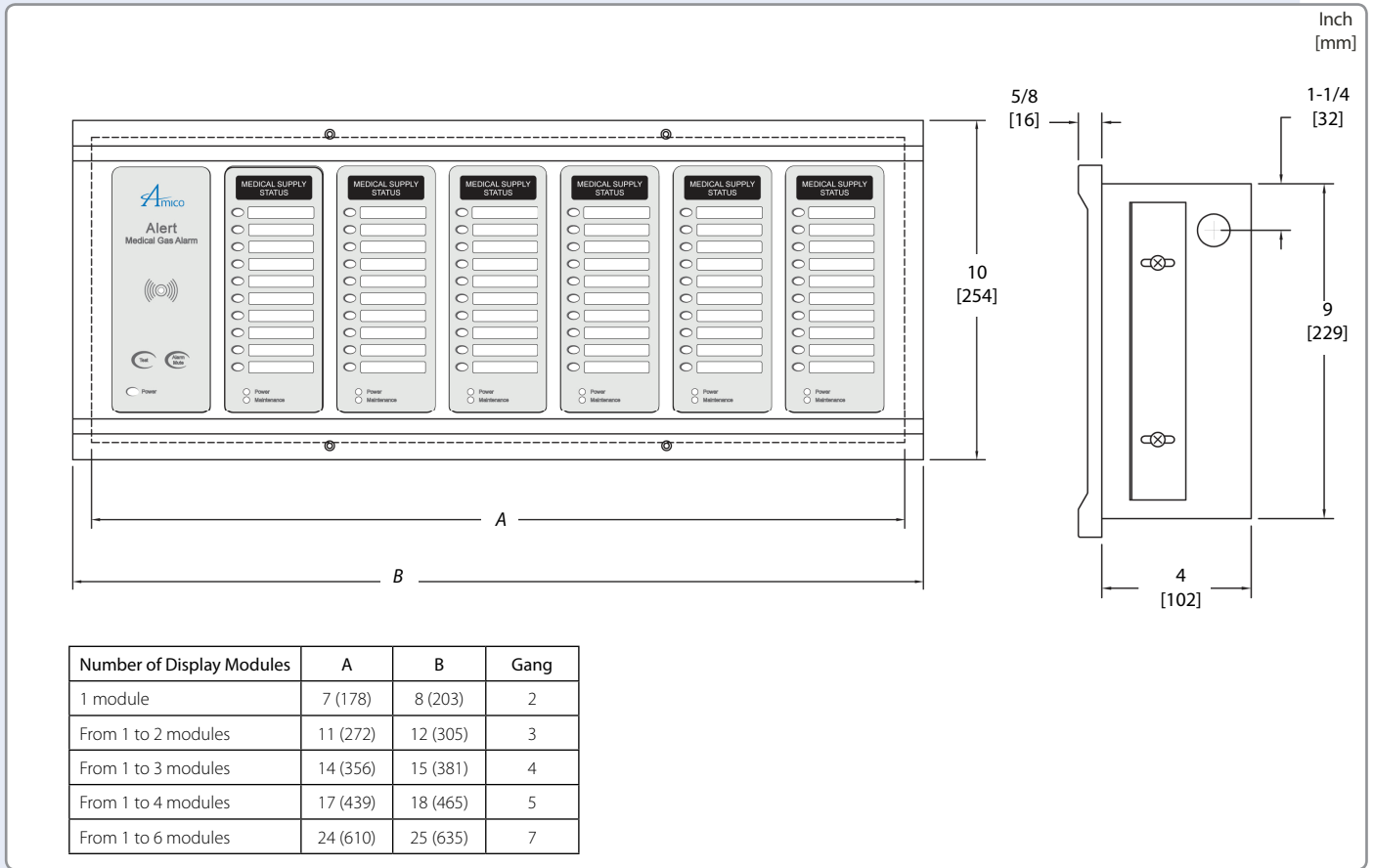
The box shall be fabricated from 18 gauge [1.3 mm] steel and the box mounting brackets shall be adjustable to accommodate for different thickness of the wall.

Input power to the Amico Alert-2 alarm is: 115 VAC to 220 VAC, 50 to 60 HZ.


The alarm is UL Listed. Amico products comply with NFPA-99, CSA Z7396.1 and CSA Z305.1

Project

Technical Specifications




10 functions =
A2M-E-10
2 gang back box



30 functions =
A2M-E-30
4 gang back box



10 functions =
A2M-E-10
3 gang back box



40 functions =
A2M-E-40
5 gang back box



20 functions =
A2M-E-20
3 gang back box



40 functions =
A2M-E-40
7 gang back box



10 functions =
A2M-E-10
4 gang back box



50 functions =
A2M-E-50
7 gang back box



20 functions =
A2M-E-20
4 gang back box



60 functions =
A2M-E-60
7 gang back box

Model Numbers

C = Conversion

A2M(C)-L-XX

The Letter "L" Represents
the Language:

- E = English (CSA/NFPA)
- F = French (CSA)
- S = Spanish (NFPA)

The Letters "XX" Represents
the Number of Functions

Distributed By:

Example: 2 Modules, English (20 Functions) = A2M-E-20

NOTE: Please specify the gang back box on each alarm.

Amico Corporation 85 Fulton Way, Richmond Hill, ON L4B 2N4, Canada | 71 East Industry Court, Deer Park, NY 11729, USA
Toll Free Tel: 1.877.462.6426 | Toll Free Fax: 1.866.440.4986 Tel: 905.764.0800 | Fax: 905.764.0862